

# FAIRFIELD MERLIN STAGES

## SUNDAY 28<sup>th</sup> July 2024

### Marshals and Radio Car Event Briefing Note

This briefing note is in addition to your normal event paperwork and will provide you with keys points giving you an overview on the format of the event.

### IMPORTANT

Once you have arrived at your designated location make sure you park and position yourself in a safe location, if in doubt check with the safety car and/or stewards before the event starts. Make a note of the nearest marshalling / radio car location closest to you in case you need to contact them during the event.

The event is a single venue event with all 6 stages starting and finishing in the same location with only “in stage” variations as detailed below and on the stage maps.

Each stage consists of 2 laps and if you are a “Radio Car” when keeping your check sheets please record the passage of all cars on each lap.

After stages 2 and 4 the routes will be changed.

The event has 2 sets of competitors consisting of the main section and a “junior” section, The Juniors will not start any stage until the last non-junior car has completed that stage or when the last running non-Junior car has started his 2<sup>nd</sup> lap and only then on the instruction of the Radio Controller.

An Event Safety Car may be deployed on the event, this car may not traverse all stages but as a minimum will if deployed traverse stages 1, 3 and 5. The Safety Car may only do one lap.

A Spectator Safety Car will be available but may not traverse the stages as the spectator areas are close to HQ and can be monitored from there.

As everything can be monitored and viewed from Rally HQ a Sweeper Car will not be required, a Safety Car can be deployed if there is a requirement to check for any anomalies with the closing figures on any stage. Radio cars will be kept informed with regards stages being live etc at all times.

There will be route change crews moving around after stages 2 and 4.

Large parts of the route including chicanes are defined through the use of cones/tyres, please keep an eye on cones/tyres that may get moved or clipped when competitors pass, if it is possible for you to replace the cones/tyres to their correct location safely please do so but only if you are safe, if in doubt do not move the cones/tyres and report any concerns to the radio car / radio controller.

When recovery vehicles are recovering competitors they may need to short cut certain sections which may require moving cones / tyres, if you are able to assist with these we would be grateful, please return the cones/tyres to the correct location once the recovery crew has passed.

## **Red Flags**

All mandatory radio locations are “Red Flag” locations, you will be made aware of this when you are allocated your location, if you are in a “Red Flag” location please make sure you have a red flag before leaving to go to your location.

*All Red Flag locations will be required to display the Red Flags to the MSUK Steward/Safety Delegate, Event Safety Officer and all other official vehicles.*

If you are a Radio Car in a **NON** Red Flag location do not use a flag if you have one in your vehicle.

If you are a Radio Car marshal please liaise with any “foot marshals” close to you and keep them informed of any relevant information regards the running of stages.

If you are a “foot marshal” please liaise with your nearest radio car as they will be able to keep you informed with relevant information during the running of the stages.

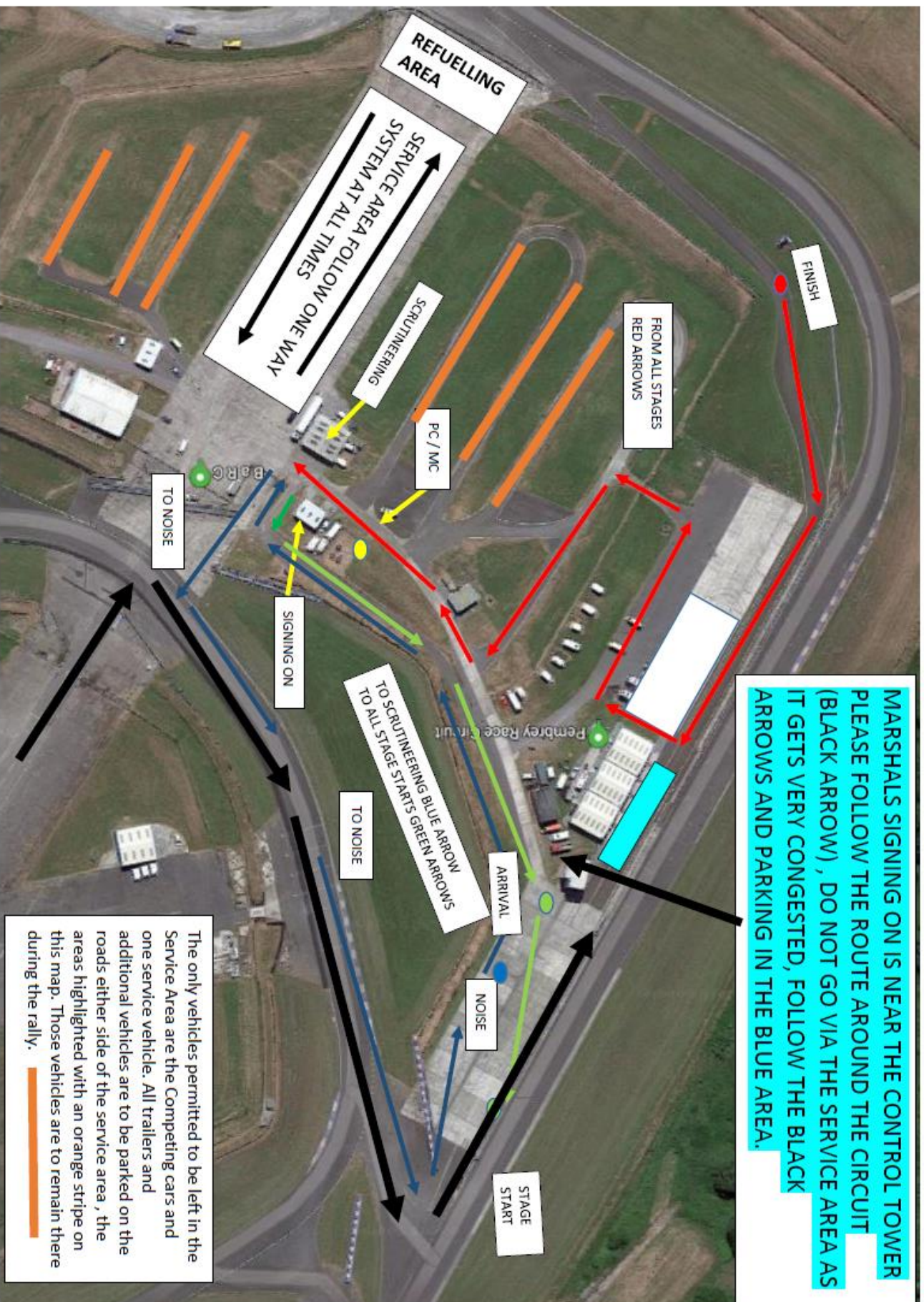
## **Incident record**

Please keep a record of all instances where a competitor has left the track in an ‘unplanned’ manner (commonly referred to as an ‘off’). This just needs to be a brief summary of what happened, where it happened and where people (Spectators, Marshals etc) were standing in relation to the competitor. This can be photos or video record if you have no access to paper. Please send these to the chief marshal or hand to a senior event official at the event. This will aid our safety planning.

We thank you for your assistance in running this event and hope you have a very enjoyable and safe day. And please drive home safely and have a very happy new year.

**All at Carmarthen Motor Club.**

# FAIRFIELD MERLIN STAGES SUNDAY 28<sup>th</sup> JULY 2024



# FAIRFIELD MERLIN STAGES 2024

PROMOTED BY CARMARTHEN MOTOR CLUB Ltd.

SUNDAY 28<sup>th</sup> July 2024

## ROUTE OUTLINE AND TIMES CAR 1

CONTROL	STAGE BOGEY	STAGE TARGET	TIME CAR 1	TIME 1 <sup>st</sup> JUNIOR
MC1/SSA1			09-30	10-05
STAGE 1	5mins 02secs	13mins		
SERVICE				
MC2/SSA2			10-25	11-00
STAGE 2	5mins 02secs	13mins		
SERVICE				
MC3/SSA3			12-00	12-35
STAGE 3	4mins 53secs	12mins		
SERVICE				
MC4/SSA4			12-55	13-30
STAGE 4	4mins 53secs	12mins		
SERVICE				
MC5/SSA5			14-30	15-05
STAGE 5	5mins 02secs	13mins		
SERVICE				
MC6/SSA6			15-25	16-00
STAGE 6	5mins 02secs	13mins		
MC7			15-35	16-10

AT EACH STAGE FINISH PROCEED DIRECTLY TO THE PASSAGE CONTROL OR MAIN CONTROL AND HAND IN TIME CARD AND COLLECT NEW TIME CARD WITH THE DUE TIME AT NEXT CONTROL INDICATED. THESE CONTROLS WILL BE SITUATED AT THE ENTRY TO THE SERVICE AREA AFTER EACH STAGE FINISH. **NB.** ALL STAGES WILL BE RUN AT 30 SECOND INTERVALS (ie TWO CARS PER MINUTE)

### JUNIORS

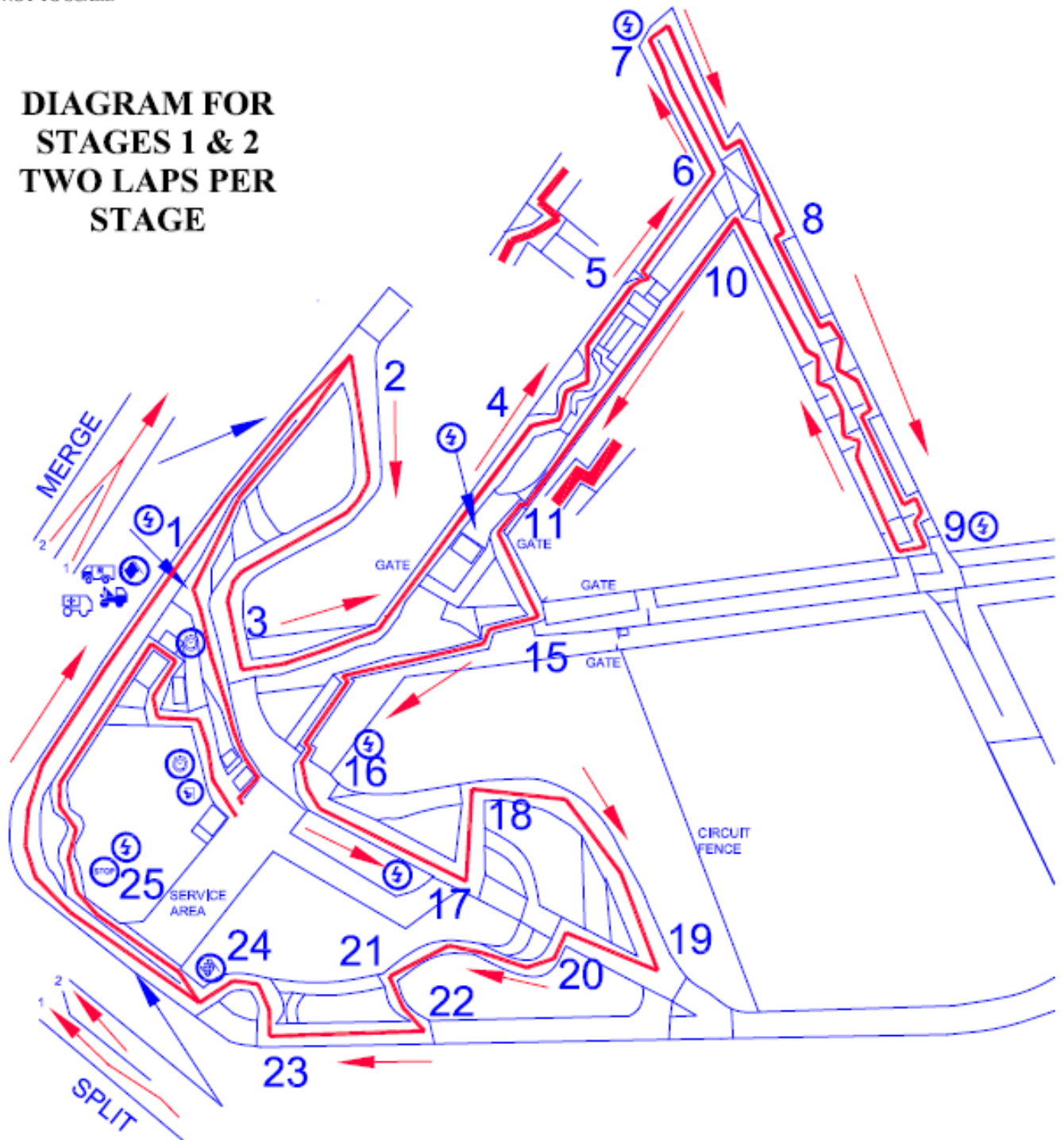
THE JUNIORS WILL NOT START ANY STAGE UNTIL THE LAST NON-JUNIOR CAR HAS AT LEAST PASSED THE MERGE FOR HIS SECOND LAP. EACH JUNIOR COMPETITOR WILL BE GIVEN A PROVISIONAL STARTING TIME BUT WILL ONLY START WHEN THE ABOVE IS CONFIRMED.

# FAIRFIELD MERLIN STAGES

THIS STAGE PLAN IS  
NOT TO SCALE

SUNDAY 28th JULY 2024

DIAGRAM FOR  
STAGES 1 & 2  
TWO LAPS PER  
STAGE



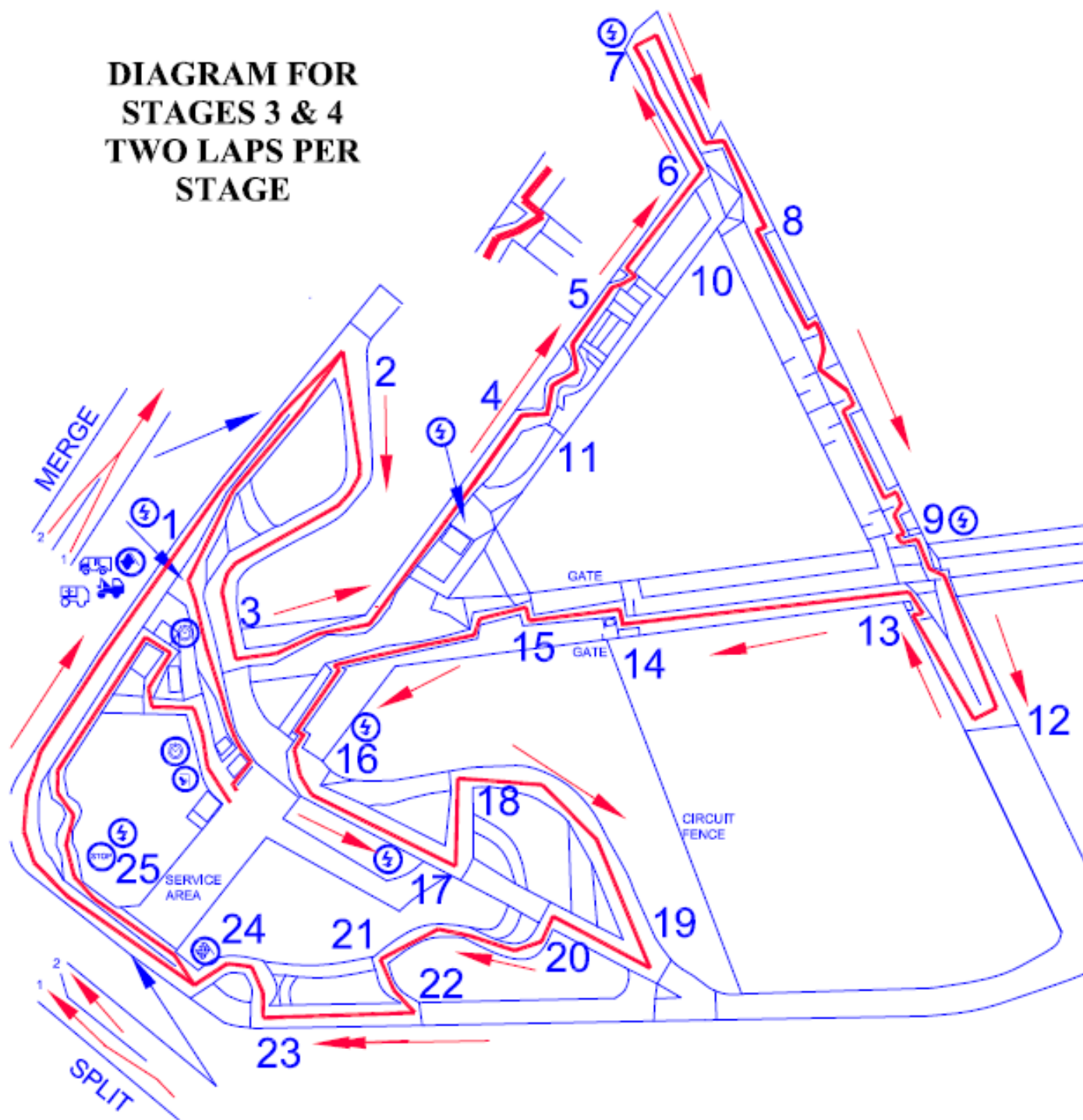
**CARMARTHEN MOTOR CLUB Ltd**

# FAIRFIELD MERLIN STAGES

THIS STAGE PLAN IS  
NOT TO SCALE

SUNDAY 28th JULY 2024

DIAGRAM FOR  
STAGES 3 & 4  
TWO LAPS PER  
STAGE



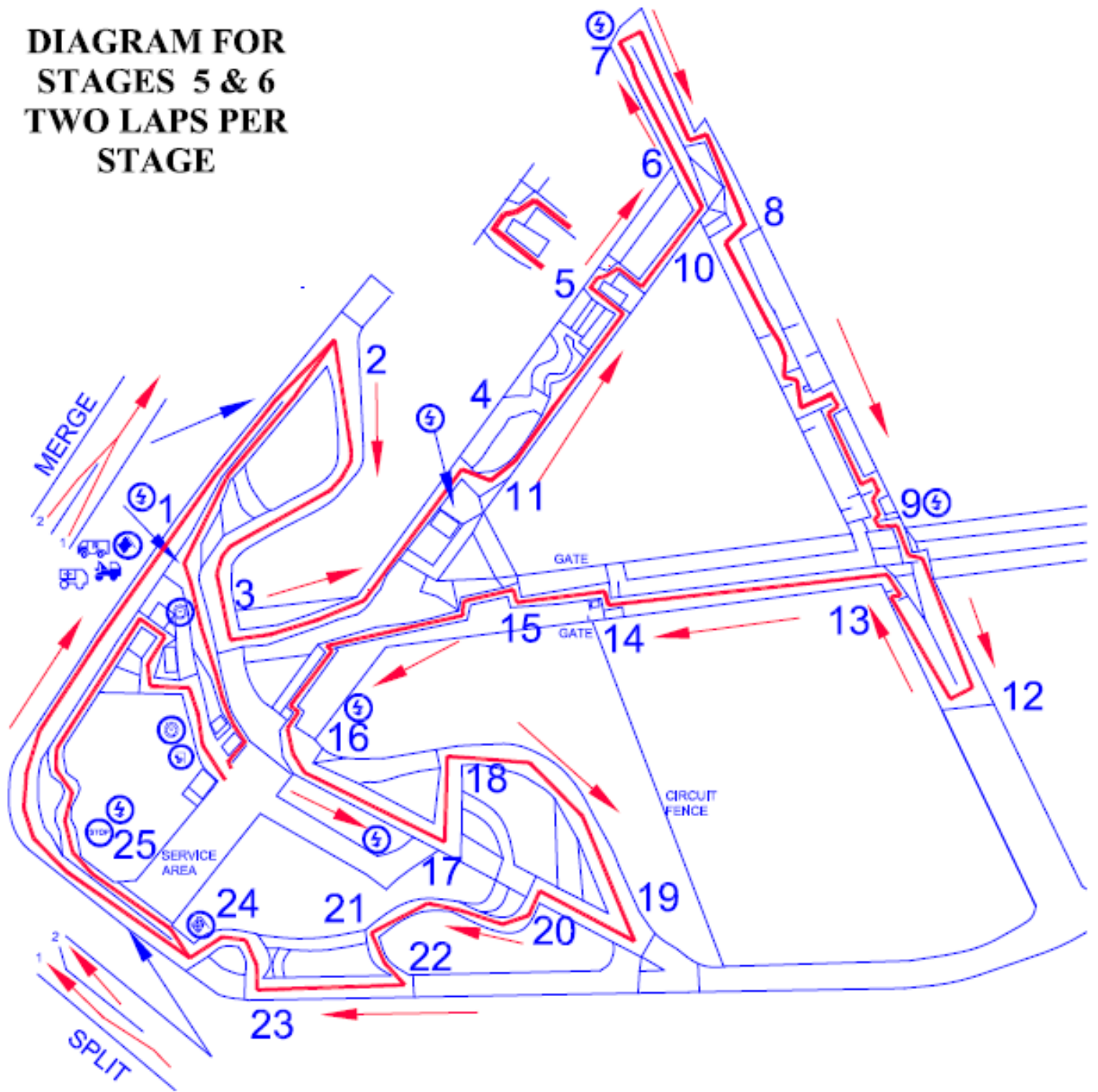
**CARMARTHEN MOTOR CLUB Ltd**

# FAIRFIELD MERLIN STAGES

THIS STAGE PLAN IS  
NOT TO SCALE

SUNDAY 28th JULY 2024

DIAGRAM FOR  
STAGES 5 & 6  
TWO LAPS PER  
STAGE



## CARMARTHEN MOTOR CLUB Ltd